

# COMMUNITY PROFILE

St. Petersburg City, FL 2  
 Geography: Place

259,920	0.28%	2.09	62.1	44.4	\$66,168	\$285,488	\$124,116	17.3%	61.0%	21.7%
Population Total	Population Growth	Average HH Size	Diversity Index	Median Age	Median HH Income	Median Home Value	Median Net Worth	Age <18	Age 18-64	Age 65+



17.6%  
Services

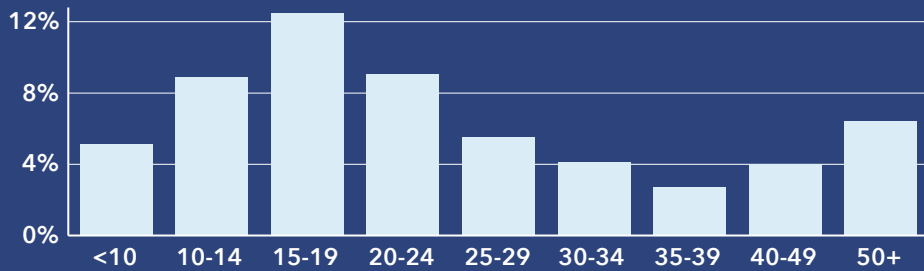


15.5%  
Blue Collar



66.9%  
White Collar

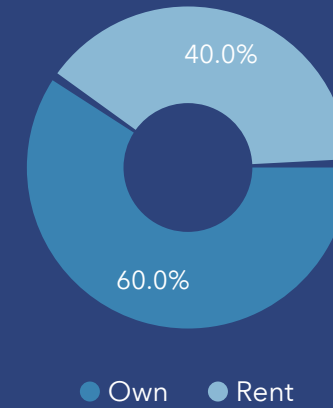
Mortgage as Percent of Salary



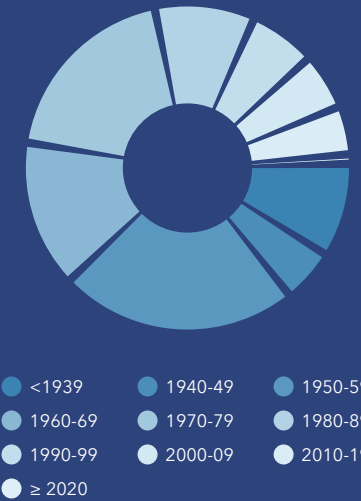
Age Profile: 5 Year Increments



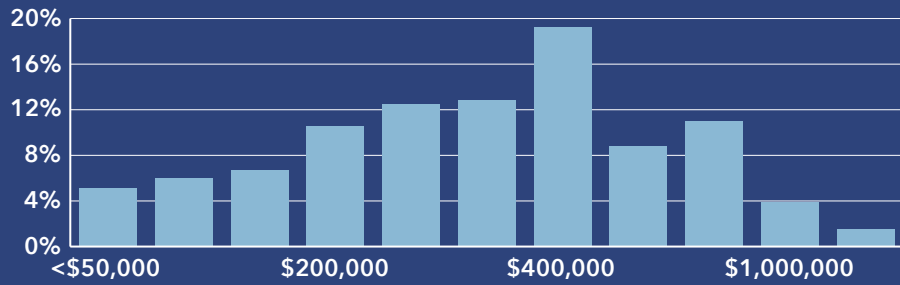
Home Ownership



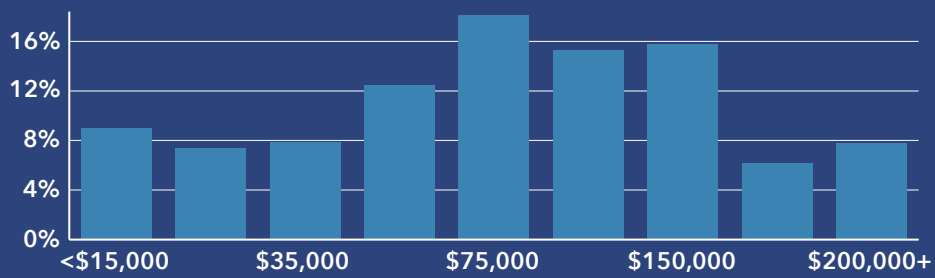
Housing: Year Built



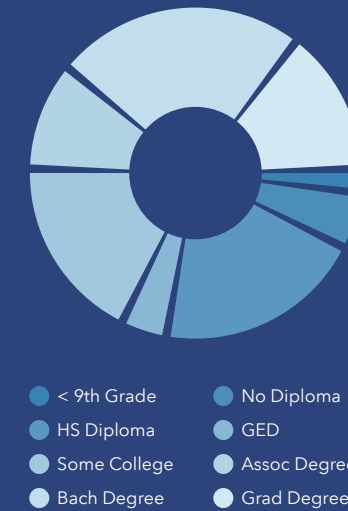
Home Value



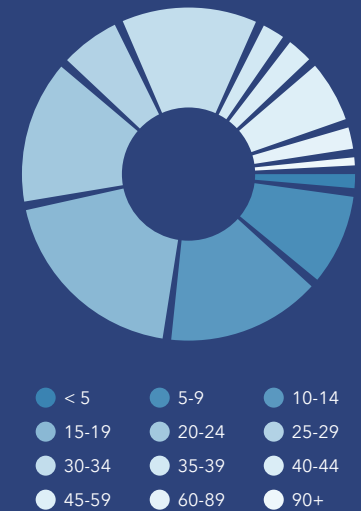
Household Income



Educational Attainment



Commute Time: Minutes



Dots show comparison to **Pinellas County**