

Community Profile

North Redington Beach Town, FL 2
 North Redington Beach Town, FL (1249725)
 Geography: Place

Prepared by Esri

COMMUNITY PROFILE

North Redington Beach Town, FL 2
 Geography: Place

1,487	-0.24%	1.91	30.6	60.2	\$92,806	\$590,183	\$468,472	10.4%	50.8%	38.9%
Population Total	Population Growth	Average HH Size	Diversity Index	Median Age	Median HH Income	Median Home Value	Median Net Worth	Age <18	Age 18-64	Age 65+



8.8%
Services

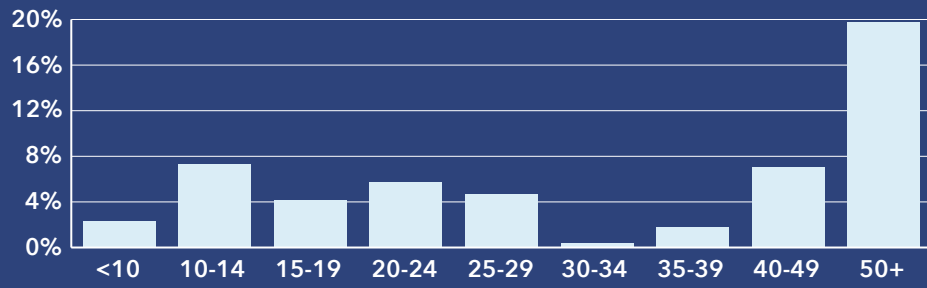


10.2%
Blue Collar

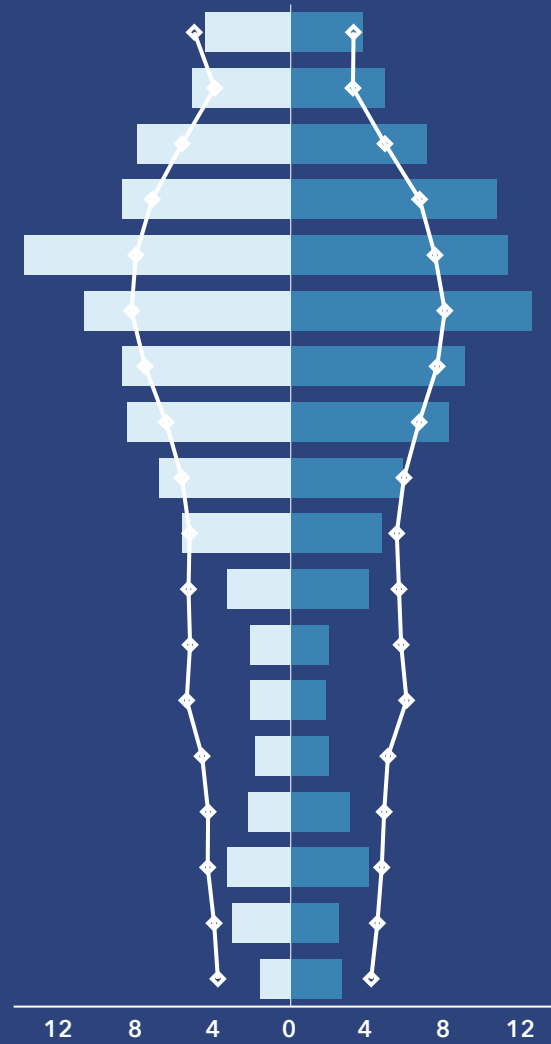


81.0%
White Collar

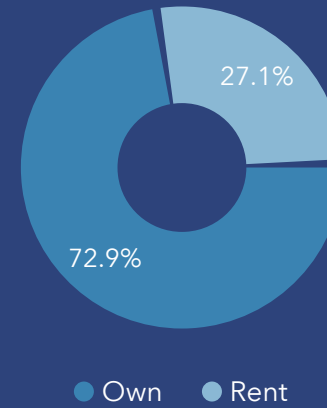
Mortgage as Percent of Salary



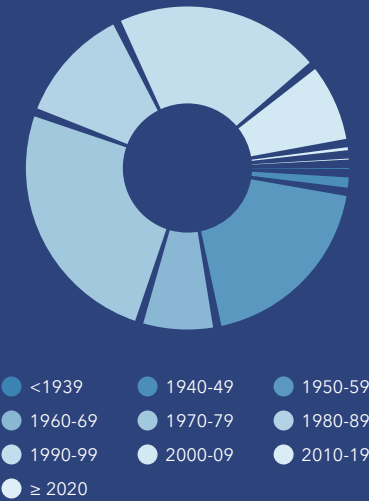
Age Profile: 5 Year Increments



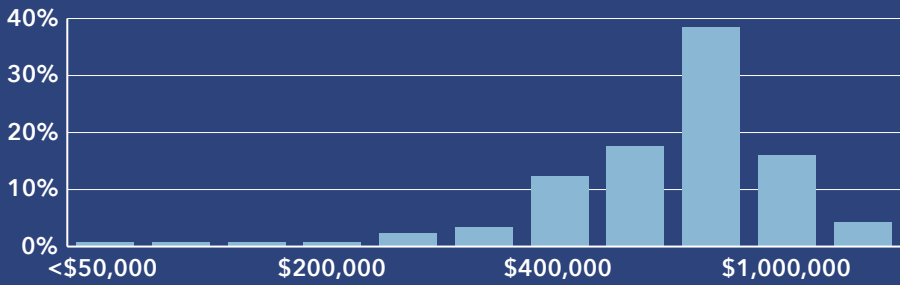
Home Ownership



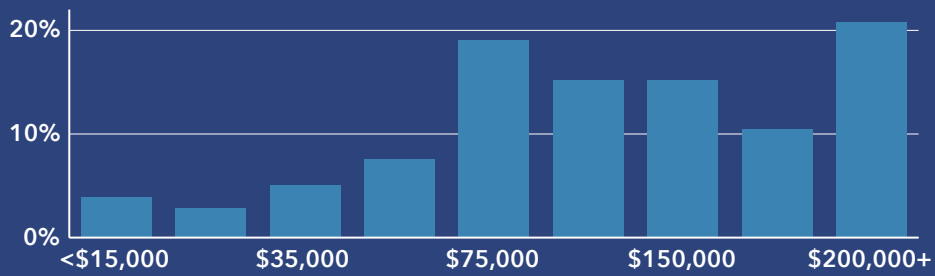
Housing: Year Built



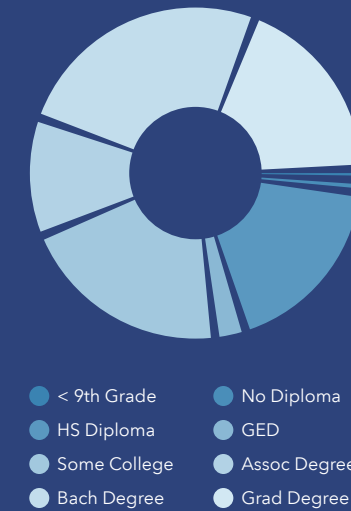
Home Value



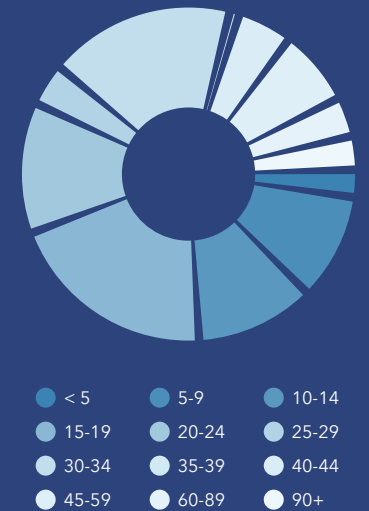
Household Income



Educational Attainment



Commute Time: Minutes



Source: Esri, ACS. Esri forecasts for 2022, 2017-2021, 2027.

Source: This infographic contains data provided by Esri, ACS. The vintage of the data is 2022, 2017-2021, 2027.